

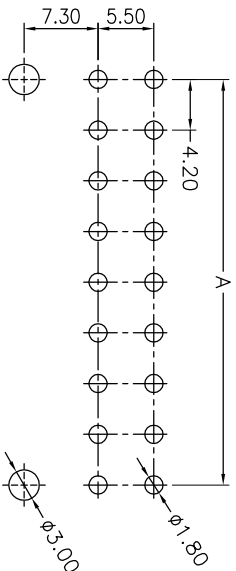
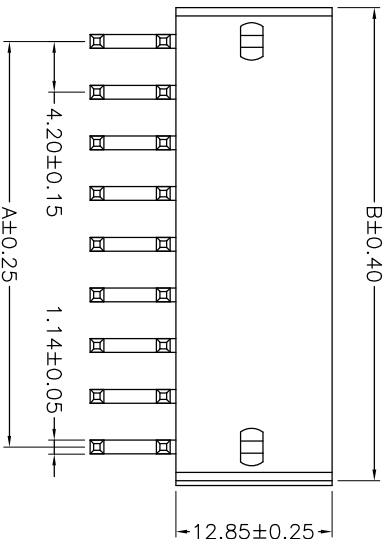
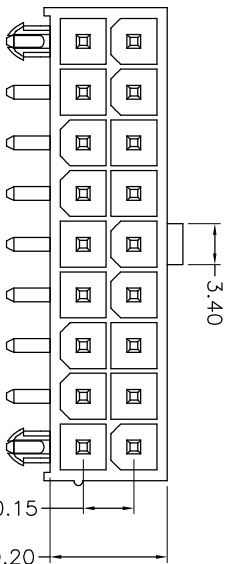
# HSE ROHS

## SPECIFICATIONS

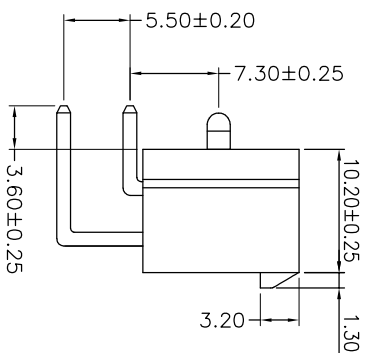
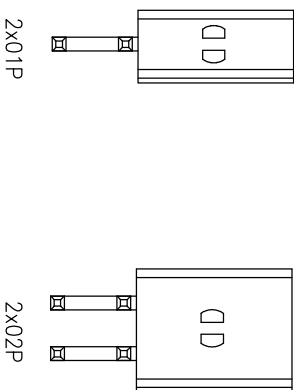
Voltage rating: 600V AC, DC  
 Current rating: 7A, AC, DC  
 Withstanding Voltage: 1500V AC/minute  
 Insulation resistance: 1000MΩ min  
 Temperature range: -25°C~+85°C  
 Contact resistance: 10mΩ max

## WAFER

Poles : 02-24  
 Material: Nylon 66 UL94V-2  
 Pin Material: Brass /Tin-plated



Recommended P.C.B Layout(Top Side)  
 (PCB BOARD TOLERANCE±0.05)



## Ordering Information

JL4201R - 2 XX B XX X 02

No. of Pins Per Row: 2x1-2x12P  
 Contact Plating: Sn/Tin  
 Insulator Color: W=White, B=Black

Circuit	Dimensions (mm)	
	A	B
2x01	—	5.60
2x02	4.20	9.80
2x03	8.40	14.00
2x04	12.60	18.20
2x05	16.80	22.40
2x06	21.00	26.60
2x07	25.20	30.80
2x08	29.40	35.00
2x09	33.60	39.20
2x10	37.80	43.40
2x11	42.00	47.60
2x12	46.20	51.80

REV	DATE	MODIFICATION DESCRIPTION	CHANGE	DIM	TOL	APPROVE	SCALE	FIT	TITLE:
A0	2019.01.07	NEW DRAWING		Angle	±3°		A4	1/1	PART NO. JL4201R-2XXBXXX02
1									4.20mm Wafer 2xNpin 90° WithPost

**JIN** 深圳市锦凌电子有限公司  
 SHENZHEN JINLING ELECTRONIC CO.,LTD  
 Tel: 86-755-2997-5806/5802 Fax: 86-755-2997-5992

A

A